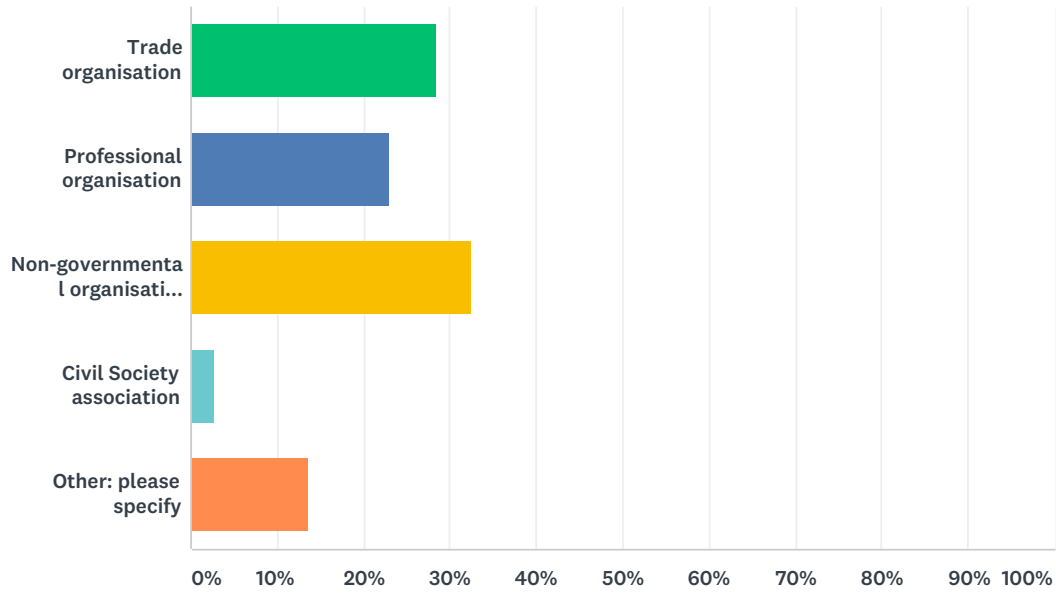


## Q1 What is the type of your organisation?

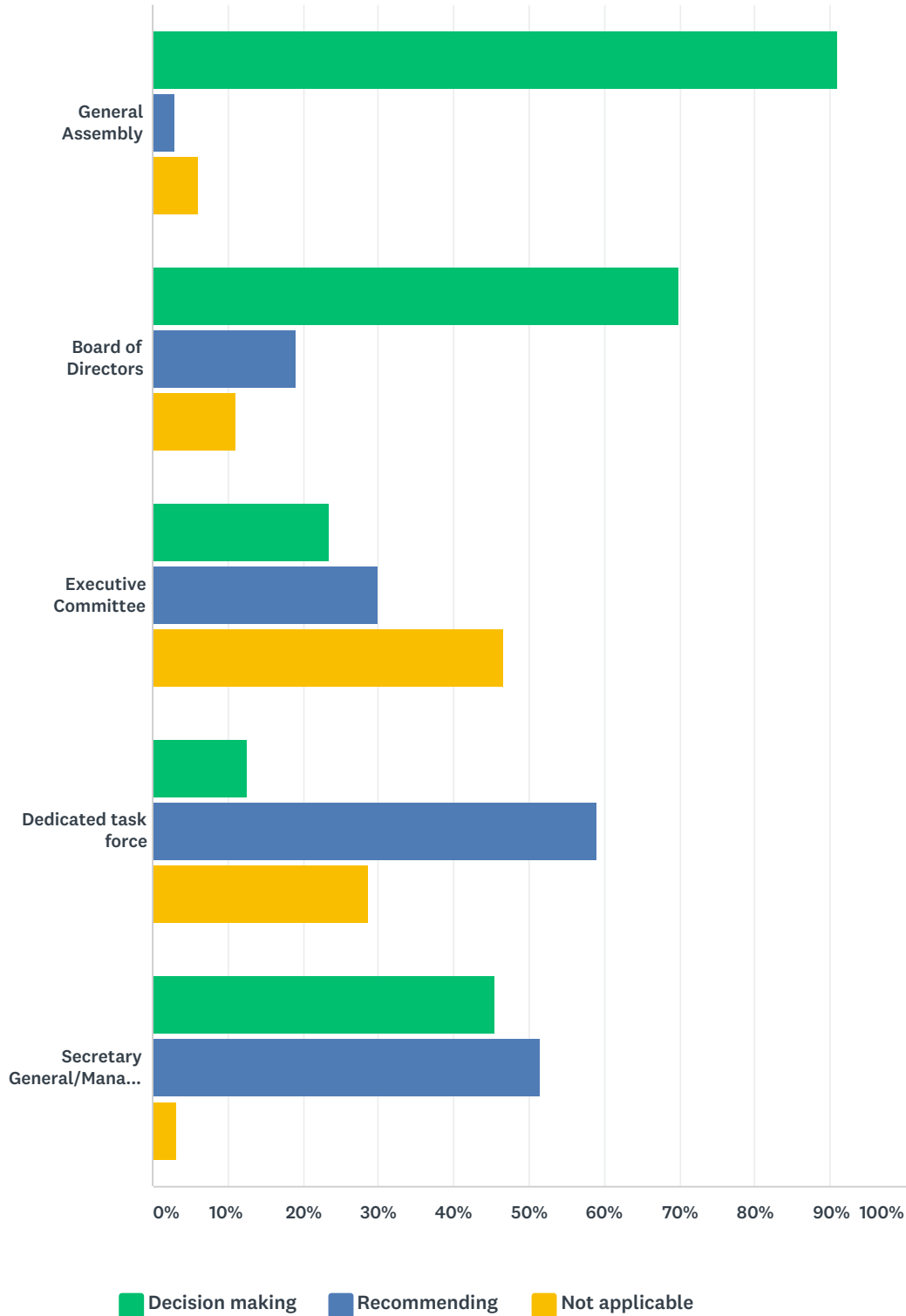
Answered: 74 Skipped: 1



ANSWER CHOICES	RESPONSES	
Trade organisation	28.38%	21
Professional organisation	22.97%	17
Non-governmental organisation (NGO)	32.43%	24
Civil Society association	2.70%	2
Other: please specify	13.51%	10
<b>TOTAL</b>		<b>74</b>

Q2 Are the following bodies in the organisation decision making or recommending ? Indicate 'not applicable' when no such body is present

Answered: 68 Skipped: 7



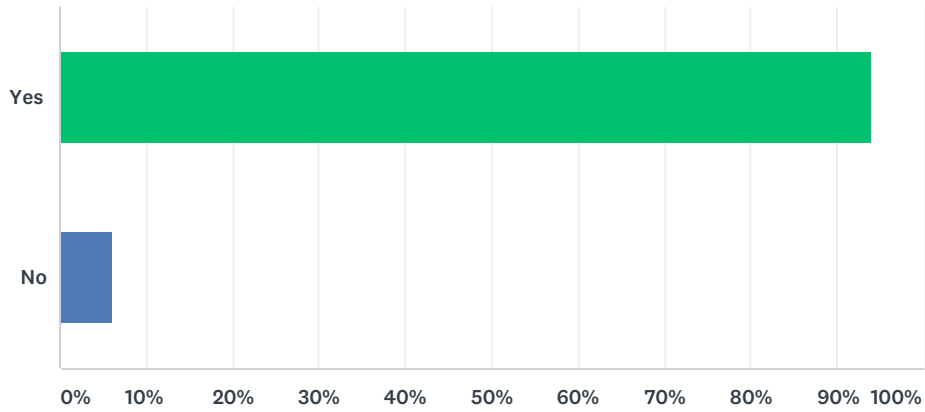
	DECISION MAKING	RECOMMENDING	NOT APPLICABLE	TOTAL
General Assembly	90.91% 60	3.03% 2	6.06% 4	66
Board of Directors	69.84% 44	19.05% 12	11.11% 7	63

## Financing of International Associations

Executive Committee	23.33% 14	30.00% 18	46.67% 28	60
Dedicated task force	12.50% 7	58.93% 33	28.57% 16	56
Secretary General/Managing Director	45.31% 29	51.56% 33	3.13% 2	64

### Q3 Is the organisation funded by Membership fees?

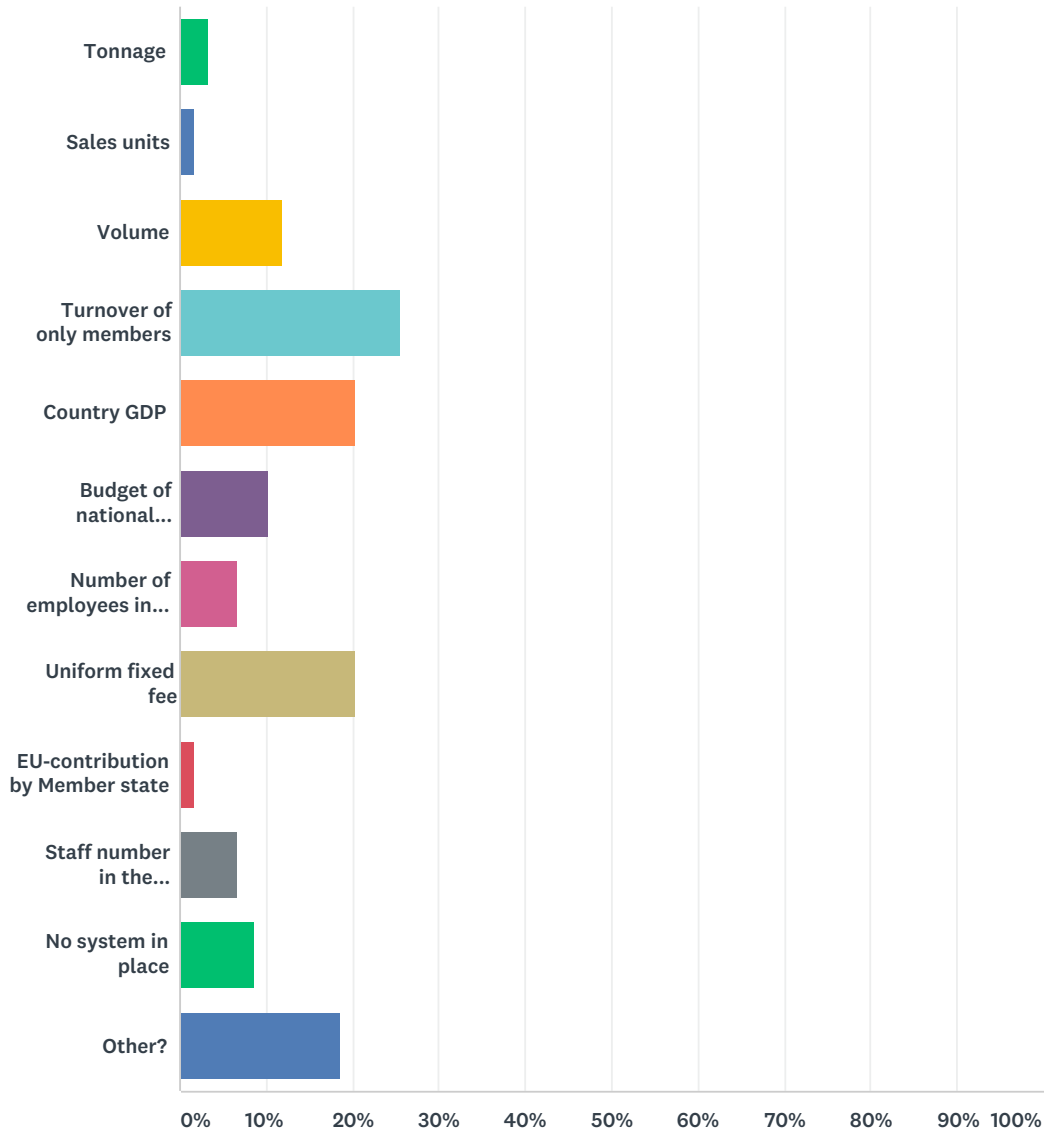
Answered: 67 Skipped: 8



ANSWER CHOICES	RESPONSES	
Yes	94.03%	63
No	5.97%	4
TOTAL		67

## Q4 The funding is based on:

Answered: 59 Skipped: 16



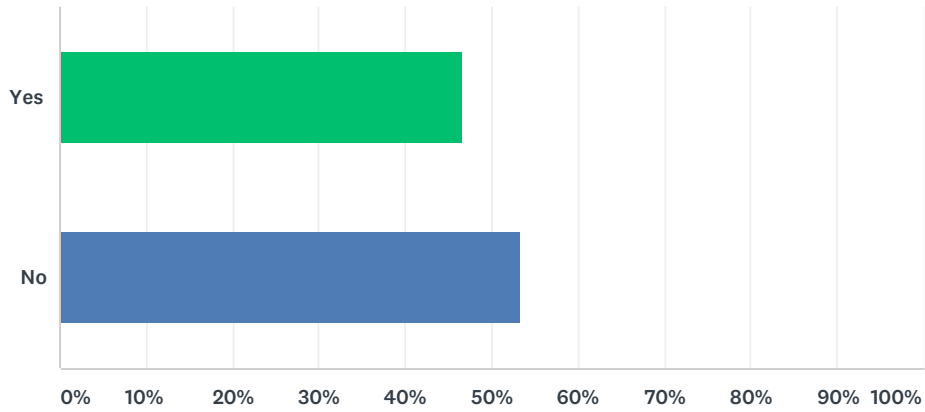
ANSWER CHOICES	RESPONSES	
Tonnage	3.39%	2
Sales units	1.69%	1
Volume	11.86%	7
Turnover of only members	25.42%	15
Country GDP	20.34%	12
Budget of national associations	10.17%	6
Number of employees in the industry	6.78%	4
Uniform fixed fee	20.34%	12
EU-contribution by Member state	1.69%	1
Staff number in the association (FTE)	6.78%	4

## Financing of International Associations

No system in place	8.47%	5
Other?	18.64%	11
Total Respondents: 59		

### Q5 Are the voting rights linked to the Membership fee(s)?

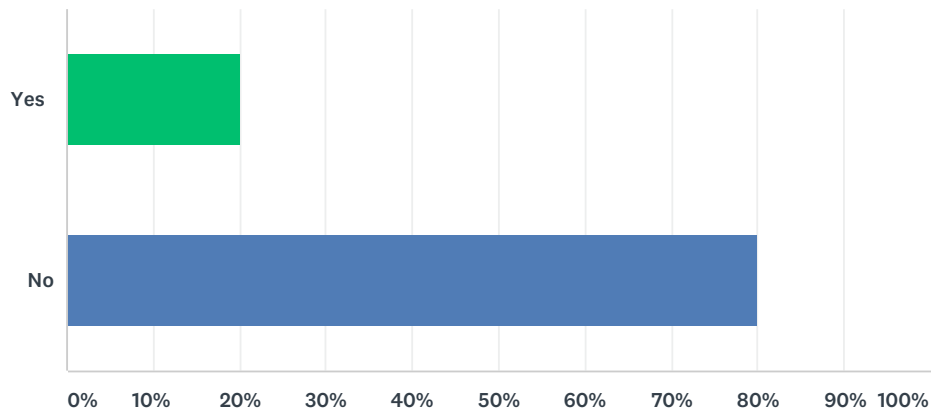
Answered: 60 Skipped: 15



ANSWER CHOICES	RESPONSES	
Yes	46.67%	28
No	53.33%	32
<b>TOTAL</b>		<b>60</b>

Q6 Do certain categories of members pay a higher fee that provides them with, for example, a guaranteed seat on the Board ?

Answered: 60 Skipped: 15

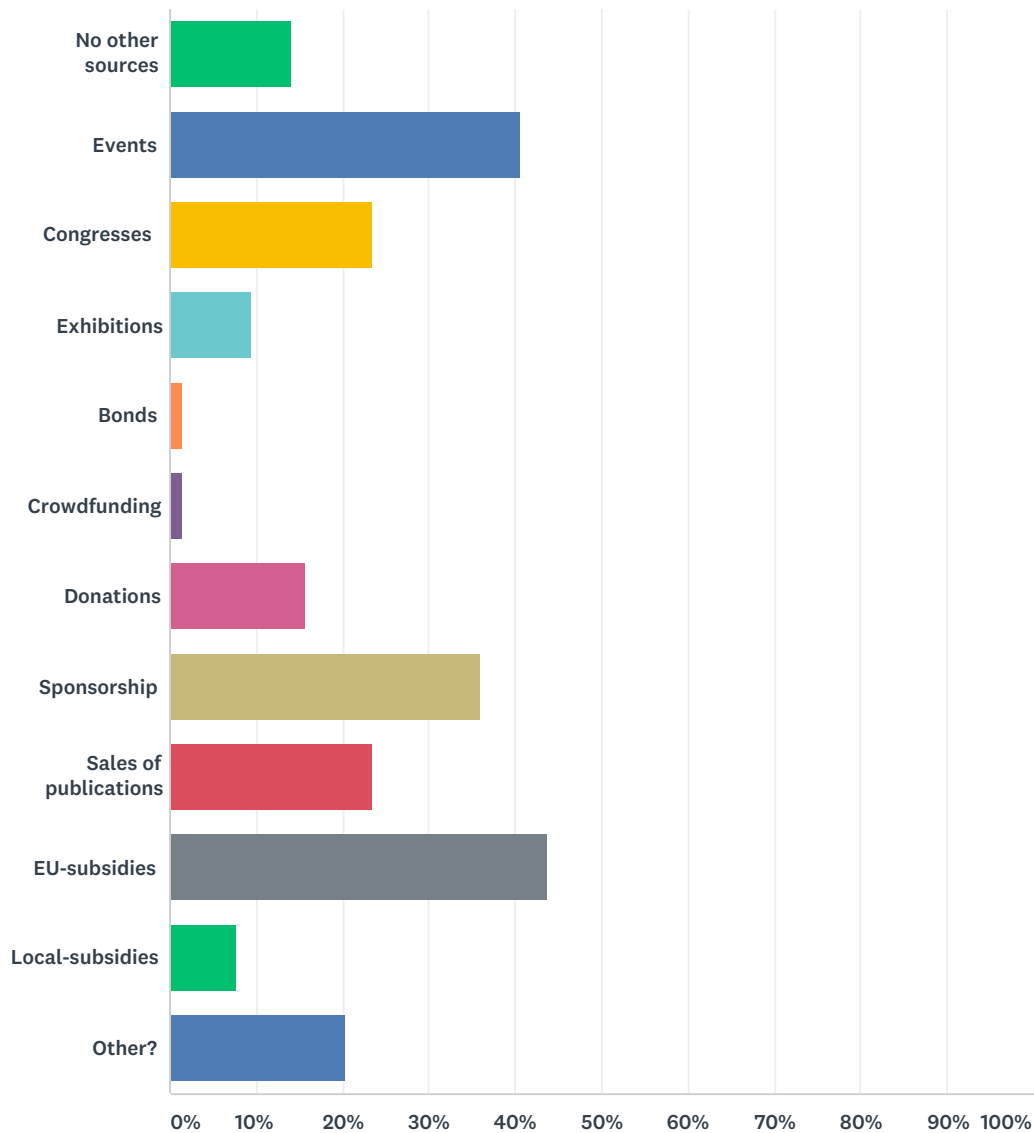


ANSWER CHOICES	RESPONSES	
Yes	20.00%	12
No	80.00%	48
TOTAL		60



### Q7 Are there other sources of income? If yes, please select the relevant source(s).

Answered: 64 Skipped: 11



ANSWER CHOICES	RESPONSES	
No other sources	14.06%	9
Events	40.63%	26
Congresses	23.44%	15
Exhibitions	9.38%	6
Bonds	1.56%	1
Crowdfunding	1.56%	1
Donations	15.63%	10
Sponsorship	35.94%	23
Sales of publications	23.44%	15
EU-subsidies	43.75%	28

## Financing of International Associations

Local-subsidies	7.81%	5
Other?	20.31%	13
Total Respondents: 64		

Q8 Thank you for completing the survey. The results of this survey will be shared with FAIB members (via FAIB's Website). Non-members of FAIB filling in the survey can request a copy to be sent to the following email address: Furthermore, if you would like to be contacted by Deloitte and benefit from a 2h (free of charge) meeting to dive deeper into your organisation's opportunities, leave us your details (\*).

Answered: 28 Skipped: 47

ANSWER CHOICES	RESPONSES	
Full Name	96.43%	27
Company	96.43%	27
Address	0.00%	0
Address 2	0.00%	0
City/Town	0.00%	0
State/Province	0.00%	0
ZIP/Postal Code	0.00%	0
Country	0.00%	0
Email Address	96.43%	27
Would like to be contacted by Deloitte (*)	89.29%	25